

M :

3

„ (‘The Mystery Of Capital’)

1.

2007
(135/2007),

18/2011),²

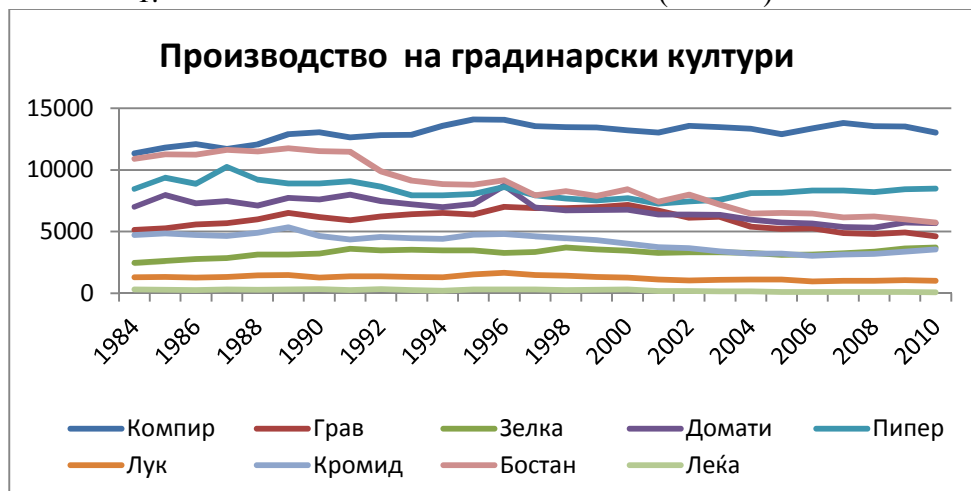
10 000 40 000

¹ De Soto Hernando: *The Mystery of Capital: Why Capitalism Triumphs in the West and Fails Everywhere Else*. Basic Books, 2000.

² <http://www.mzsv.gov.mk/?q=node/544>

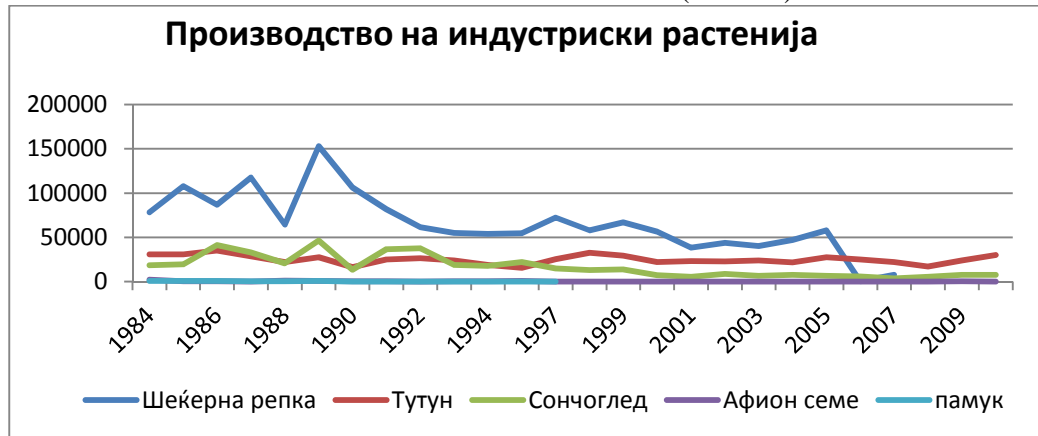
8

1: ()



:

2: ()



:

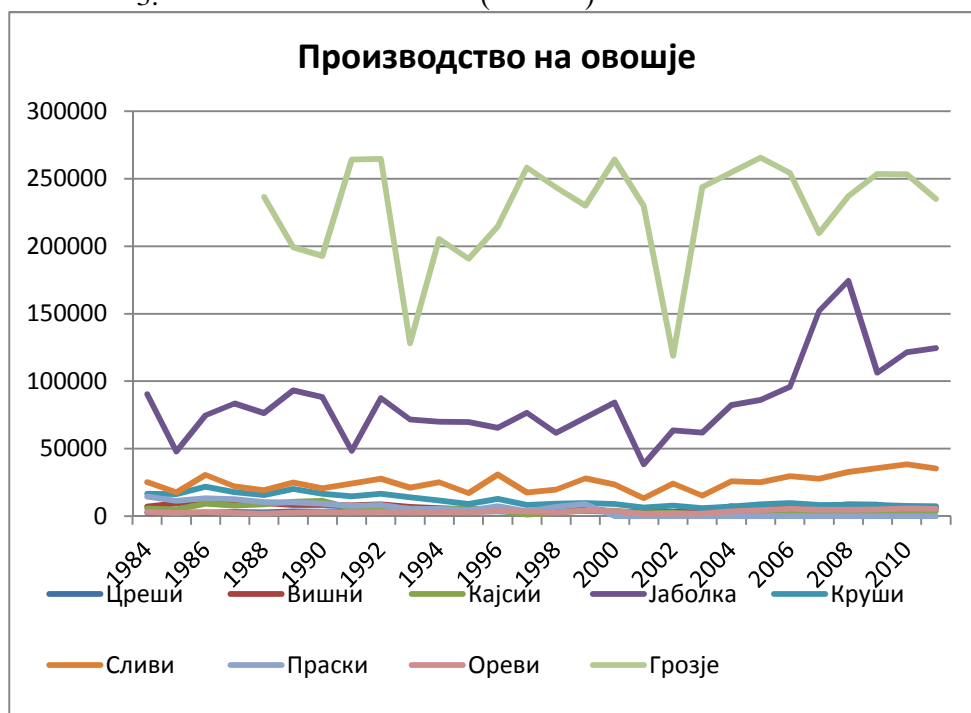
'80-

2008

2000

10

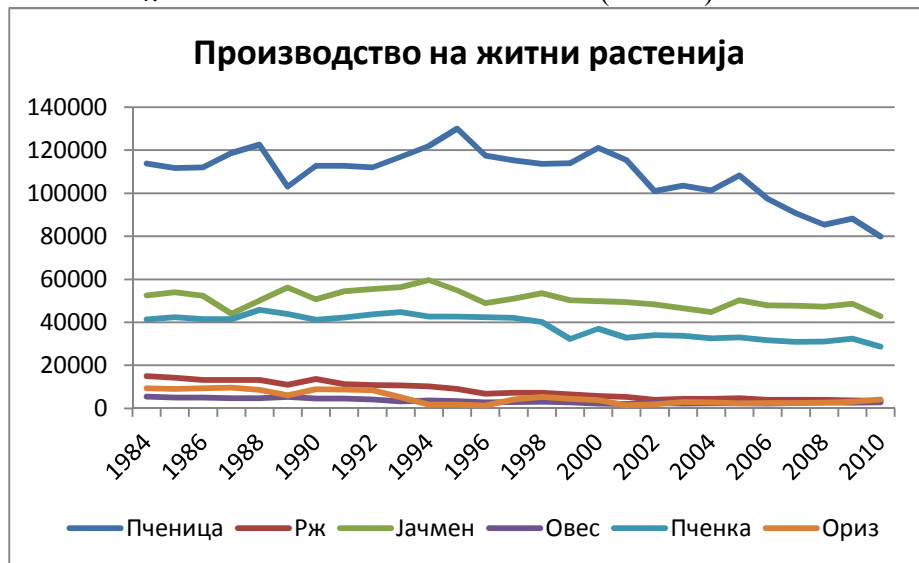
3: ()



:

2010
2000

4: ()

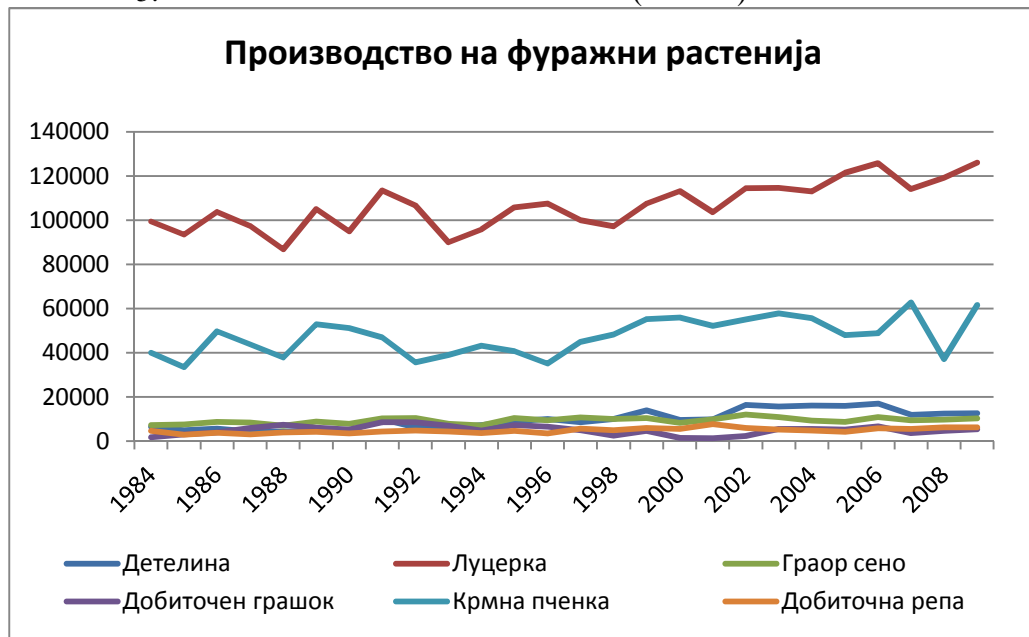


:

2012

2010

5: ()



:

,

,

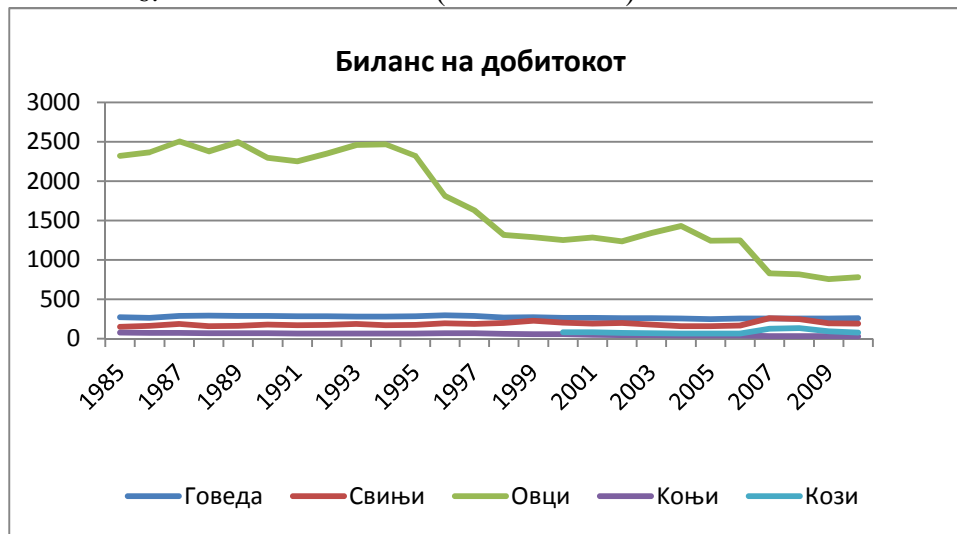
.

:

2.320.000 1985 778.000 2010

2003 2010 900 300 , 2009

б: ()



:

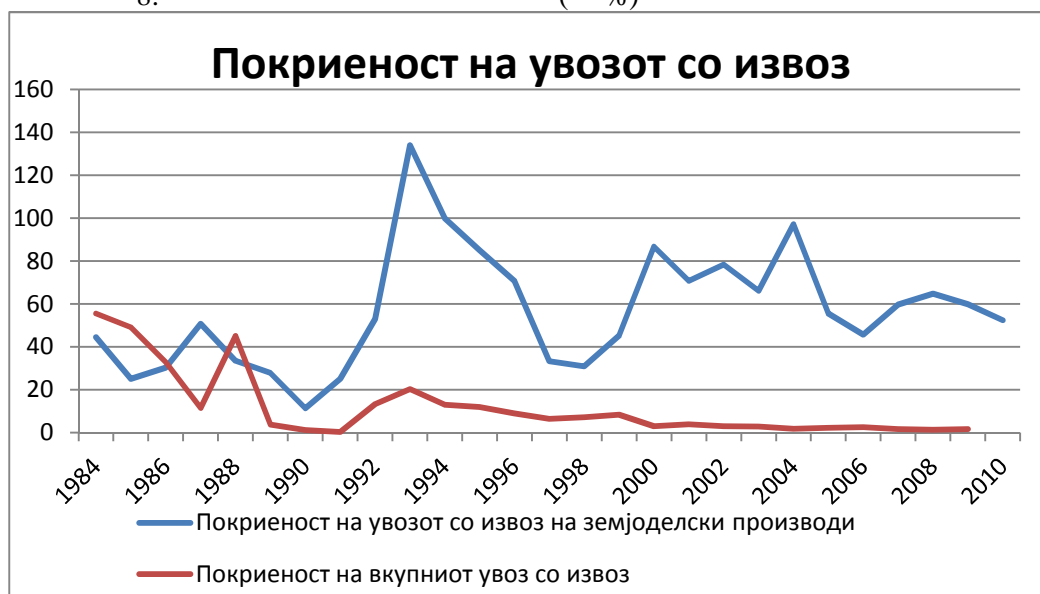
7:



:

è

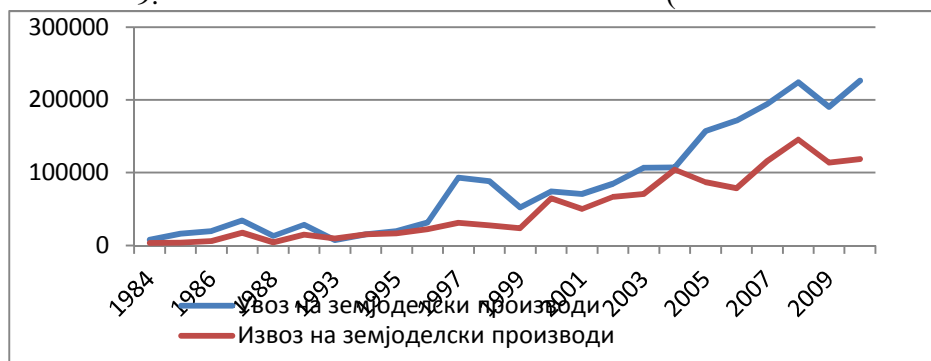
8: (%)



:

44,5 % 1984 . 52,4% 2010 .
, 2010
12,4%.

9: ()



:

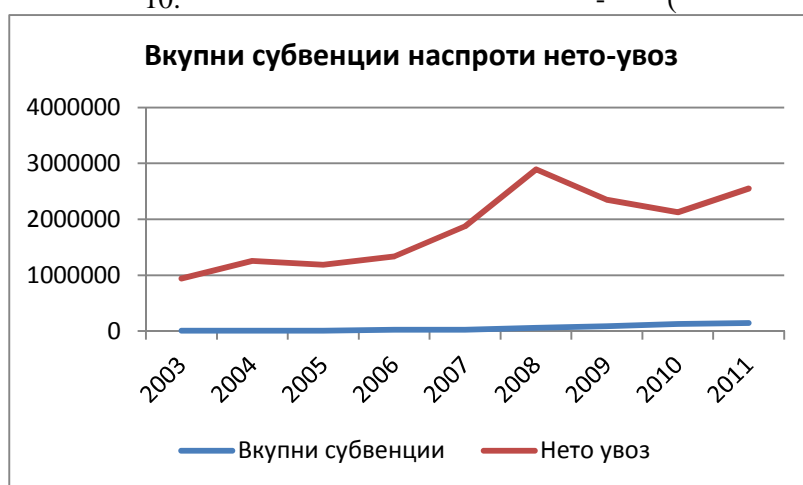
9,
1997
2001
2006

2008

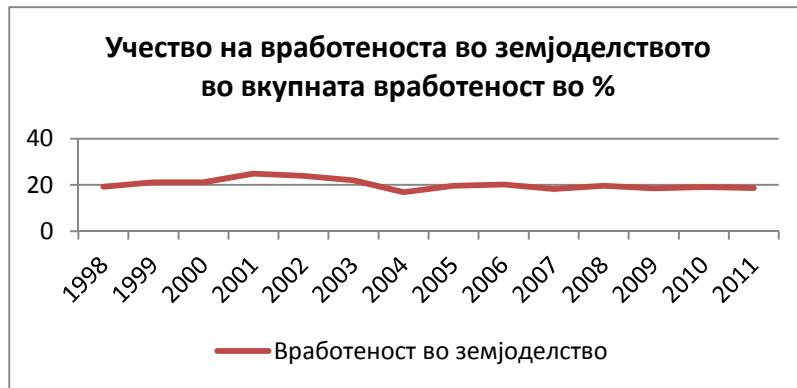
(9).

10,

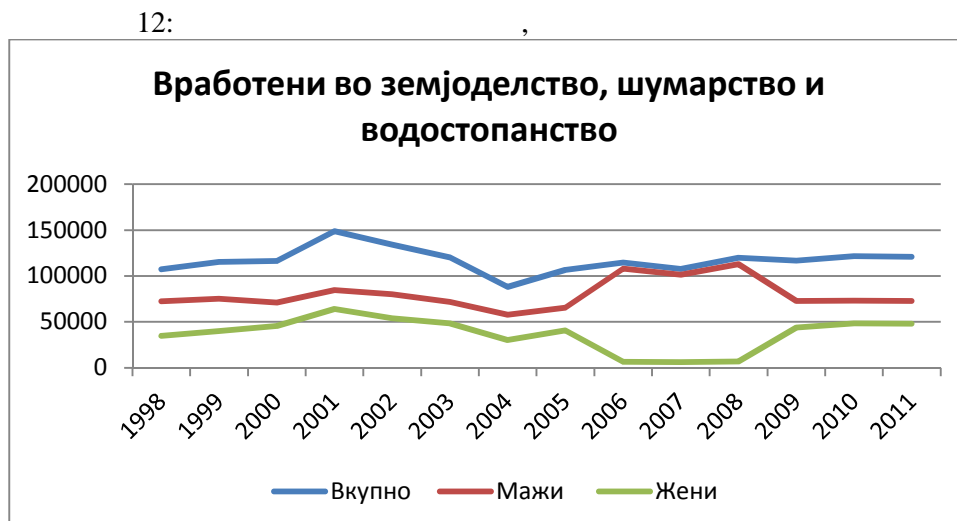
10: - ()



2001 , 2004 16%, 25%
20%.
11:



10
2001
2005
2009



2009

1: -

| | | 2004 | 2005 | 2006 | 2007 | 2008 | 2009 | 2010 | 2011 |
|--|--|------|------|------|------|------|------|------|------|
| | | 805 | 730 | 179 | 724 | 468 | 64 | 256 | 535 |
| | | 6 | 11 | -17 | 4 | -10 | 6 | 17 | 345 |

| | | | | | | | | | |
|--|--|------|------|-----|-----|------|------|------|-------|
| | | -49 | -31 | 6 | -22 | 26 | 38 | -43 | -238 |
| | | -5 | -1 | -7 | -6 | -4 | -6 | -1 | 221 |
| | | -26 | -3 | -20 | -24 | -40 | -27 | -15 | -20 |
| | | -1 | -12 | -3 | -1 | 38 | 7 | -2 | -20 |
| | | 23 | -12 | 39 | 45 | 39 | 11 | 29 | 8 |
| | | -40 | -62 | -3 | -33 | -38 | -31 | -33 | -2 |
| | | -32 | -101 | -75 | -25 | -36 | -52 | -38 | -30 |
| | | 0 | 1 | -17 | -5 | -5 | -10 | 6 | -23 |
| | | -101 | -68 | -47 | -77 | -25 | -37 | -112 | -148 |
| | | -6 | 11 | -3 | -3 | 15 | -18 | -14 | -13 |
| | | 82 | -133 | 0 | 103 | -211 | -397 | -313 | -1043 |
| | | -9 | -13 | 1 | -23 | -8 | 2 | -12 | 13 |

:

-

,

.

-

,

.

,

.

,

,

.

.

,

,

:

2:

⁴

| | | |
|--|--|--|
| | | |
|--|--|--|

⁴ <http://www.vicpremier.gov.mk/?q=node/244>

| | | |
|------|---------------|-------------|
| 2003 | 430.000.000 | 7.014.682 |
| 2004 | 443.635.878 | 7.237.127 |
| 2005 | 472.361.069 | 7.705.727 |
| 2006 | 1.060.702.971 | 17.303.474 |
| 2007 | 1.326.460.093 | 21.638.827 |
| 2008 | 2.767.500.000 | 45.000.000 |
| 2009 | 4.305.000.000 | 70.000.000 |
| 2010 | 6.150.000.000 | 100.000.000 |
| 2011 | 7.072.500.000 | 115.000.000 |
| 2012 | 7.995.000.000 | 130.000.000 |

:

3:


5

| | | 2009 | 2010 | 2011 | 2012 |
|----|--|---------------|---------------|---------------|---------------|
| 1 | | 2.298.500.000 | 2.937.000.000 | 3.634.750.000 | 3.492.500.000 |
| 2 | | 1.432.740.000 | 1.733.100.000 | 2.032.750.000 | 2.336.500.000 |
| 3 | | 50.100.000 | 70.800.000 | 110.000.000 | 130.000.000 |
| M | | 63.100.000 | 61.000.000 | | |
| 4 | | | | 35.000.000 | 35.000.000 |
| 5 | | | | 3.000.000 | 3.000.000 |
| 6 | | | | 27.000.000 | |
| 7 | | | | 3.000.000 | 3.000.000 |
| 8 | | | | 4.000.000 | 8.000.000 |
| 9 | | 15.560.000 | 20.000.000 | 25.000.000 | 16.000.000 |
| 10 | | | | 9.000.000 | 8.000.000 |
| 11 | | 40.000.000 | 504.800.000 | 350.000.000 | 900.000.000 |
| 12 | | 25.000.000 | | | |
| | | 3.925.000.000 | 5.326.700.000 | 6.233.500.000 | 6.932.000.000 |

:

,

⁵ www.ipardpa.gov.mk



⁶http://www.kapital.mk/mk/magazin/91974/chumu_subvencii_koga_uvozot_na_hrana_dvojn_o_go_nadmına_izvozot.aspx

2008

60%,
è

2% 4%,
3,5%⁷ 8,5%,

| | | | | |
|--|---|--------|-----------|----------|
| | | . | | |
| | 1 | 10.000 | 100.000 . | 8.550 . |
| | 1 | 3.000 | 35.000 . | 901 . |
| | 1 | 20.000 | 400.000 . | 23.400 . |

60%

8.

- 5 ,
- 2 ,
- 1 ,
- 10
- 100.

9

7

8


9

, - : ().
2012, .408.



40%

è



2010 2012

:

1. ;
2. (www.ipardpa.gov.mk);
3. ;
4. De Soto, Hernando: *The Mystery of Capital: Why Capitalism Triumphs in the West and Fails Everywhere Else*. Basic Books, 2000.
5. (<http://vicepremier.gov.mk>)
6. , - : ()
) 2012.
7. ,
(<http://www.mzsv.gov.mk/?q=node/544>);
8. (<http://www.insurance.com.mk>).